

Learning Note “Mi” And “Re”

Variation on a theme for young musicians

Worksheets


Lesson 7.



Here is the song using music notes:



Mi



Mi




Re



Re



Re



Mi



Fill in the blank!

$$\begin{array}{ccccccc} 3 & + & \underline{\quad\quad} & = & 6 & & \\ \text{Mi-s} & & \text{Re-s} & & \text{All Notes} & & \end{array}$$

Explain your answer:

Great!



Add 2 more notes to the music below! Write notes above the lines!



Mi



Mi




Re




Re



Re



Mi



How many notes do you have?

Mi-s = _____


Re-s = _____

Total = _____

Fantastic!



Here is the song using music notation:





Hand Signs

Piano Fingering Chart

Music Notes



"Mi"



Note E (Mi)
Ring Finger




"Re"



Note D (Re)
Middle Finger



"Do"



Note C (Do)
Pointer Finger





Keyboard Practice Pad

