



The Eight Arms Snowflake

Math for your
ears!

©toonesam.org



Vocabulary review:

Time Signature: It tells you how the music should be counted.

Measure: A specific number of beats defined by the time signature.

Bar Line: A vertical straight line between measures.

Count: 1, 2, 1, 2, 1, 2, 1, 2.

The diagram illustrates musical notation in 2/4 time. It shows four measures, each containing two quarter notes. The first measure is labeled with a time signature of 2/4. The first measure is also labeled as 'Time signature'. The first two measures are grouped together and labeled as 'Measure'. The third measure is labeled as 'Bar Line'. The fourth measure is labeled as 'Bar Line'.

©toonesam.org

Answer page:
(Part 1.)




- 1) The pattern was repeated 3 times.
- 2) You just heard 3 measures.
- 3) There were 8 beats in each measure.
- 4) So there were 24 beats altogether in the whole piece.

Explanation : 3 groups of 8 beats = 24 beats
 $3 * 8 = 24$

Answer page: (part 2.)

The pattern was:

8
4



Mi Mi Re Re Do Re Do Do

The repeated pattern was:

8
4



Mi Mi Re Re Do Re Do Do Mi Mi Re Re Do Re Do Do

8
4



Mi Mi Re Re Do Re Do Do

Create you own music game!

Here is how:

1. Print out the “Create you own music” page.
2. Make a music pattern and write the name of each note right below the note itself.
3. Print out the “Student’s Answer Page” and hand it to your friend.
4. Play your pattern first, using your tablet or keyboard.
5. Name the notes in the pattern. Use hand signs!
6. Repeat the pattern as many times as you wish, then ask your friend to fill out the blanks at the bottom of his/her page.

©toonesam.org

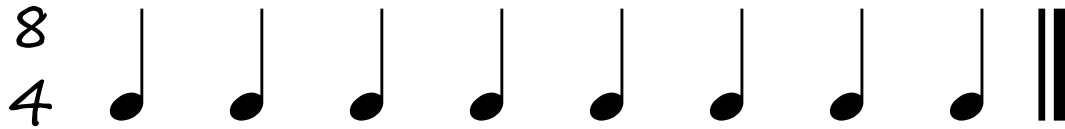


Name: _____

Create your own music!

Use the following 3 notes: Do, Re and Mi.

Pattern:



_____ (Names of the notes)

Repeated pattern:

(You can choose how many measures you want, up to 5).

I'm going to repeat my pattern _____ times.

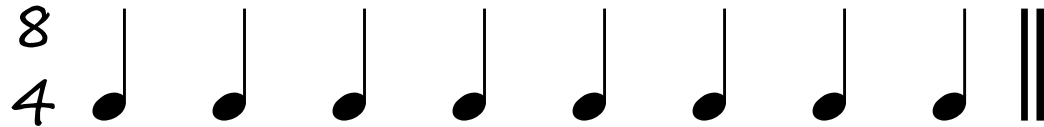
There will be _____ beats in each measure, so _____ beats altogether in the whole piece.

Explanation : _____ groups of 8 beats = _____ beats
_____ * 8 = _____

Student's Answer Page

Name: _____

Pattern:



(Names of the notes)

Fill in the blanks:

The pattern was repeated _____ times.

There were 8 beats in each measure. So there were _____ beats altogether in the whole piece.

Explanation : _____ groups of 8 beats = _____ beats
_____ * 8 = _____




Hand Signs

Piano Fingering Chart

Music Notes



"Mi"



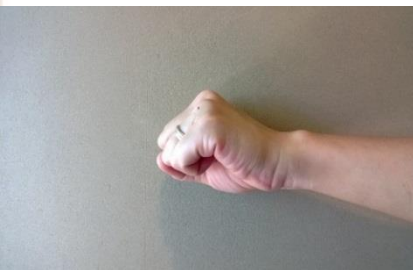
Note E (Mi)




"Re"



Note D (Re)



"Do"

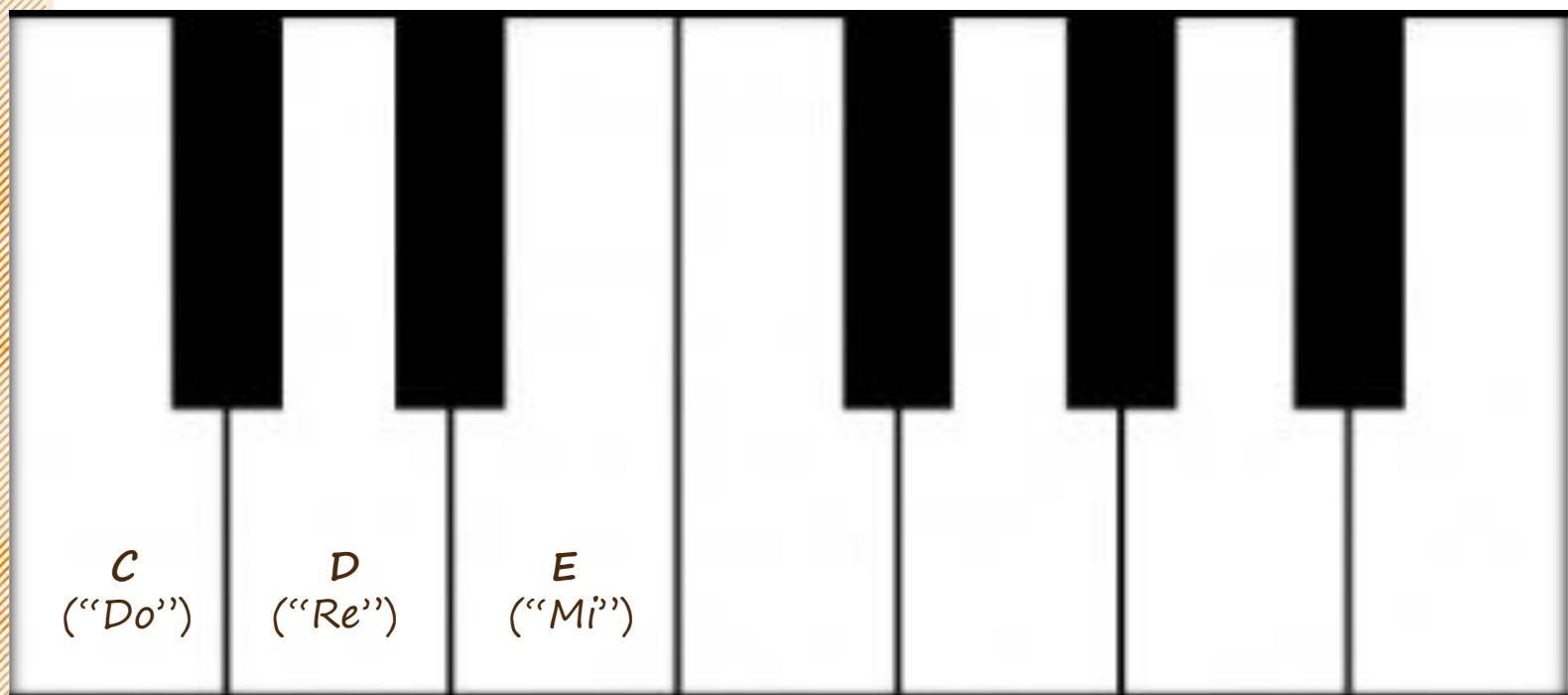


Note C (Do)



©toonesam.org

Keyboard Practice Pad



©toonesam.org

*You are fantastic!
Thank you!*

