




Rocky Mountain

Song variation
Part 2.

Math for your
ears!

©toonesam.org



Vocabulary review:

Time Signature: It tells you how the music should be counted.

Measure: A specific number of beats defined by the time signature.

Bar Line: A vertical straight line between measures.

Example:

Count: 1, 2, 1, 2, 1, 2, 1, 2.

The diagram illustrates musical notation with four measures. The first measure contains two quarter notes. Above the first note is the time signature '2/4'. An orange arrow points from the text 'Time signature' to the '2/4' symbol. The first two measures are grouped by a bracket with an orange arrow pointing to the text 'Measure'. A vertical bar line separates the second and third measures, with an orange arrow pointing from the text 'Bar Line' to it. The notation continues with two more measures, each containing two quarter notes, followed by a double bar line.

©toonesam.org



Answer page:
(Part 1.)

- 1) You just heard 4 measures.
- 2) There were 8 beats in each measure.
- 3) So there were 32 beats altogether in the whole piece.

Explanation : 4 groups of 8 beats = 32 beats
 $4 * 8 = 32$

©toonesam.org



Answer page

(Part 2.)

8
4

Do Do Do Mi Do Do Do Mi Do Do Mi Mi Mi Mi Mi Mi Mi

8
4

Re Mi Mi Do Re Mi Mi Do Mi Mi Re Re Do Do Do Do

Rocky
Mountain

Song variation

Part 2.

Create you own music game!



Here is how:

1. Print out the "Create you own music" page.
2. Make a musical piece and write the name of each note right below the note itself.
3. Play your musical piece (or just a part of it) first, using your tablet or keyboard.
4. Ask the following questions:
 - "How many measures did you just hear?"
 - "How many beats were in each measure?"
 - "So how many beats were there altogether in the whole piece?"

©toonesam.org



Name: _____

Create your own music!

Use the following 3 notes: Do, Re and Mi.



(Make sure that you only use Do, Re and Mi!)

©toonesam.org




Hand Signs

Piano Fingering Chart

Music Notes



"Mi"



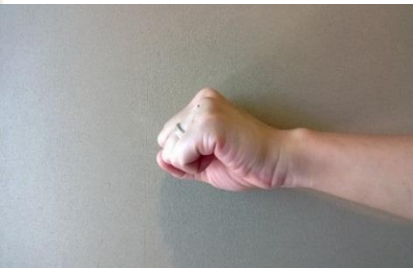
Note E (Mi)




"Re"



Note D (Re)



"Do"

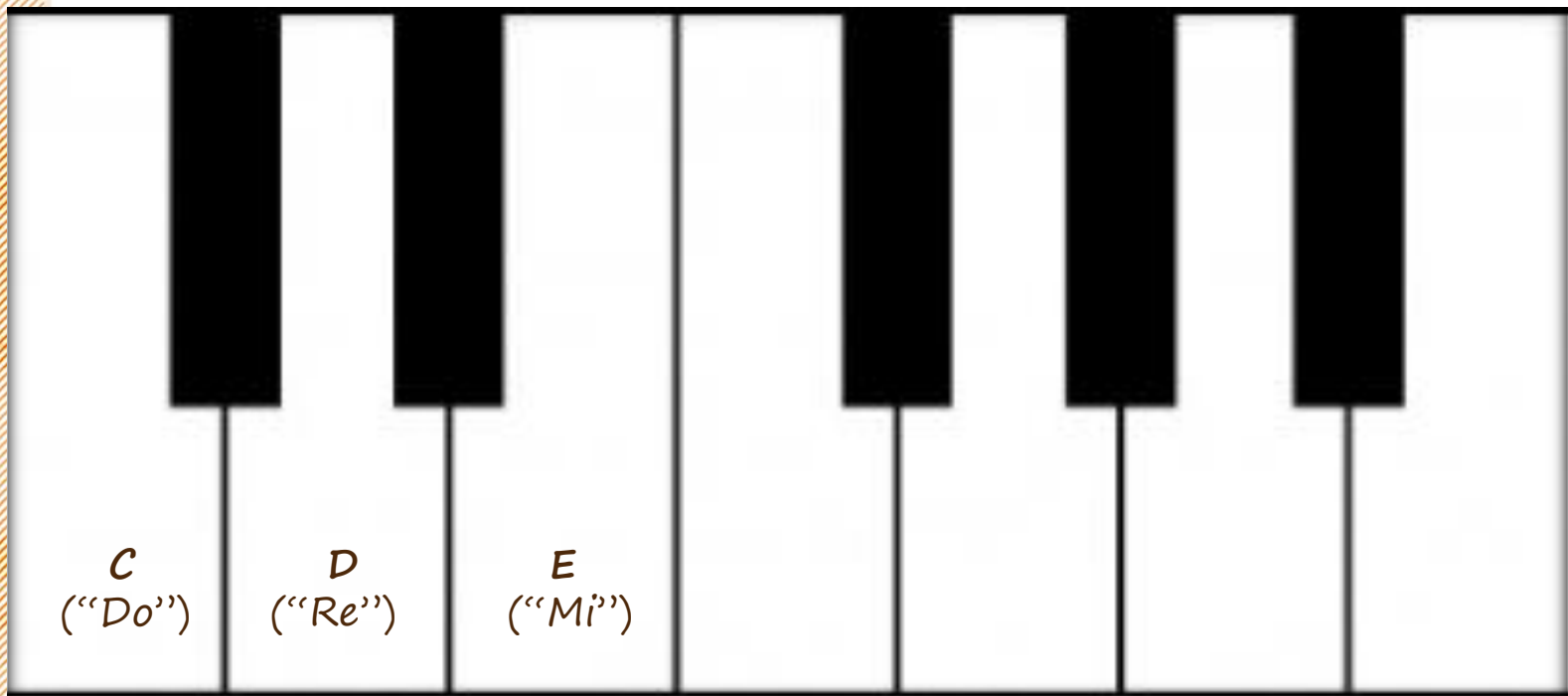


Note C (Do)



©toonesam.org

Keyboard Practice Pad



©toonesam.org

*You are fantastic!
Thank you!*

