




# Rocky Mountain

Song variation  
Part 2.

Math for your  
ears!

©toonesam.org



Vocabulary review:

Time Signature: It tells you how the music should be counted.

Measure: A specific number of beats defined by the time signature.

Bar Line: A vertical straight line between measures.

Example:

Count: 1, 2, 1, 2, 1, 2, 1, 2.

The diagram illustrates musical notation in 2/4 time. It shows four measures, each containing two quarter notes. The time signature '2/4' is written at the beginning, with an orange arrow pointing to it from the label 'Time signature'. Brackets under each pair of notes are labeled 'Measure' with orange arrows. Vertical lines between the measures are labeled 'Bar Line' with an orange arrow. The notes are represented by black stems and dots.

©toonesam.org



Answer page:  
(Part 1.)

- 1) You just heard 6 measures.
- 2) There were 8 beats in each measure.
- 3) So there were 48 beats altogether in the whole piece.

Explanation : 6 groups of 8 beats = 48 beats  
 $6 * 8 = 48$

©toonesam.org



# Answer page (Part 2.)

8  
4

Do Do Do Mi Do Do Do Mi Do Do Mi Mi Mi Mi Mi Mi

8  
4

Re Mi Mi Do Re Mi Mi Do Mi Mi Re Re Do Do Do Do

8  
4

Do Do Mi Mi Mi Mi Re Re Mi Mi Re Do Re Re Do Do

Rocky  
Mountain

Song variation

Part 2.

# Create you own music game!



Here is how:

1. Print out the "Create you own music" page.
2. Make a musical piece and write the name of each note right below the note itself.
3. Play your musical piece (or just a part of it) first, using your tablet or keyboard.
4. Ask the following questions:
  - "How many measures did you just hear?"
  - "How many beats were in each measure?"
  - "So how many beats were there altogether in the whole piece?"

©toonesam.org



Name: \_\_\_\_\_

Create your own music!

Use the following 3 notes: Do, Re and Mi.



(Make sure that you only use Do, Re and Mi!)

©toonesam.org




## Hand Signs

## Piano Fingering Chart

## Music Notes



"Mi"



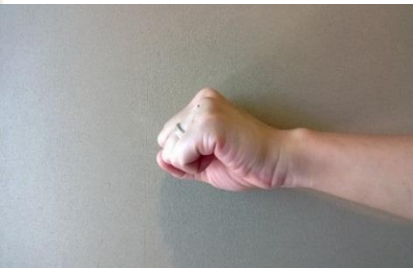
Note E (Mi)




"Re"



Note D (Re)



"Do"

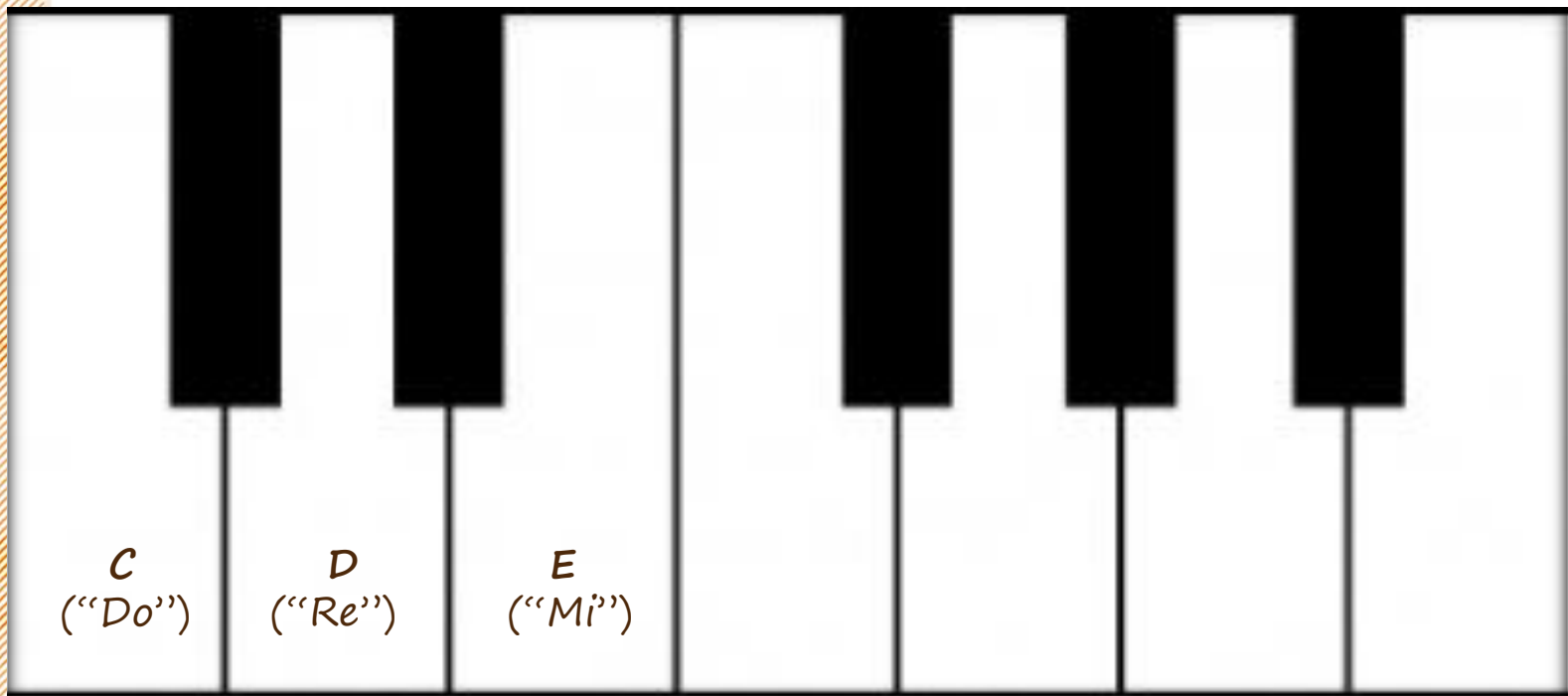


Note C (Do)



©toonesam.org

# Keyboard Practice Pad



©toonesam.org



*You are fantastic!  
Thank you!*

