



# Incy Wincy Spider

Song variation

Part 3.

Math for your ears!



©toonesam.org

Vocabulary review:

Time Signature: It tells you how the music should be counted.

Measure: A specific number of beats defined by the time signature.

Bar Line: A vertical straight line between measures.

Example:

Count: 1, 2, 1, 2, 1, 2, 1, 2.

The diagram illustrates musical notation for a 2/4 time signature. It shows a sequence of four measures, each containing two quarter notes. The first measure is labeled with a '2' over a '4' and an arrow pointing to it labeled 'Time signature'. The first two measures are grouped by a bracket and labeled 'Measure' with an arrow. The third measure is separated from the second by a vertical line labeled 'Bar Line' with an arrow. The fourth measure is also separated from the third by a vertical line labeled 'Bar Line' with an arrow. The notation consists of a vertical line (the staff) with two quarter notes in each measure, and vertical bar lines separating the measures.

©toonesam.org



Answer page:  
(Part 1.)

- 1) You just heard 7 measures.
- 2) There were 3 beats in each measure.
- 3) So there were 21 beats altogether in the whole piece.





Explanation : 7 groups of 3 beats = 21 beats  
 $7 * 3 = 21$

©toonesam.org






# Answer page

(Part 2.)

$\frac{3}{4}$   |  |  | 

Do Do Do      Do Do Re      Mi Mi Mi      Mi Mi Mi

$\frac{3}{4}$   |  | 

Re Re Do      Re Re Mi      Do Do Do

# Create you own music game!



Here is how:

1. Print out the "Create you own music" page.
2. Make a musical piece and write the name of each note right below the note itself.
3. Play your musical piece (or just a part of it) first, using your tablet or keyboard.
4. Ask the following questions:
  - "How many measures did you just hear?"
  - "How many beats were in each measure?"
  - "So how many beats were there altogether in the whole piece?"


©toonesam.org




Name: \_\_\_\_\_

Create your own music!

Use the following 3 notes: Do, Re and Mi.

3/4   
\_\_\_\_\_

3/4   
\_\_\_\_\_

(Make sure that you only use Do, Re and Mi!)






## Hand Signs

## Piano Fingering Chart

## Music Notes



"Mi"



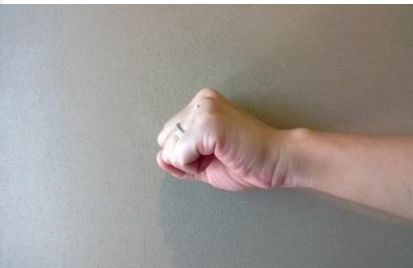
Note E (Mi)




"Re"



Note D (Re)



"Do"

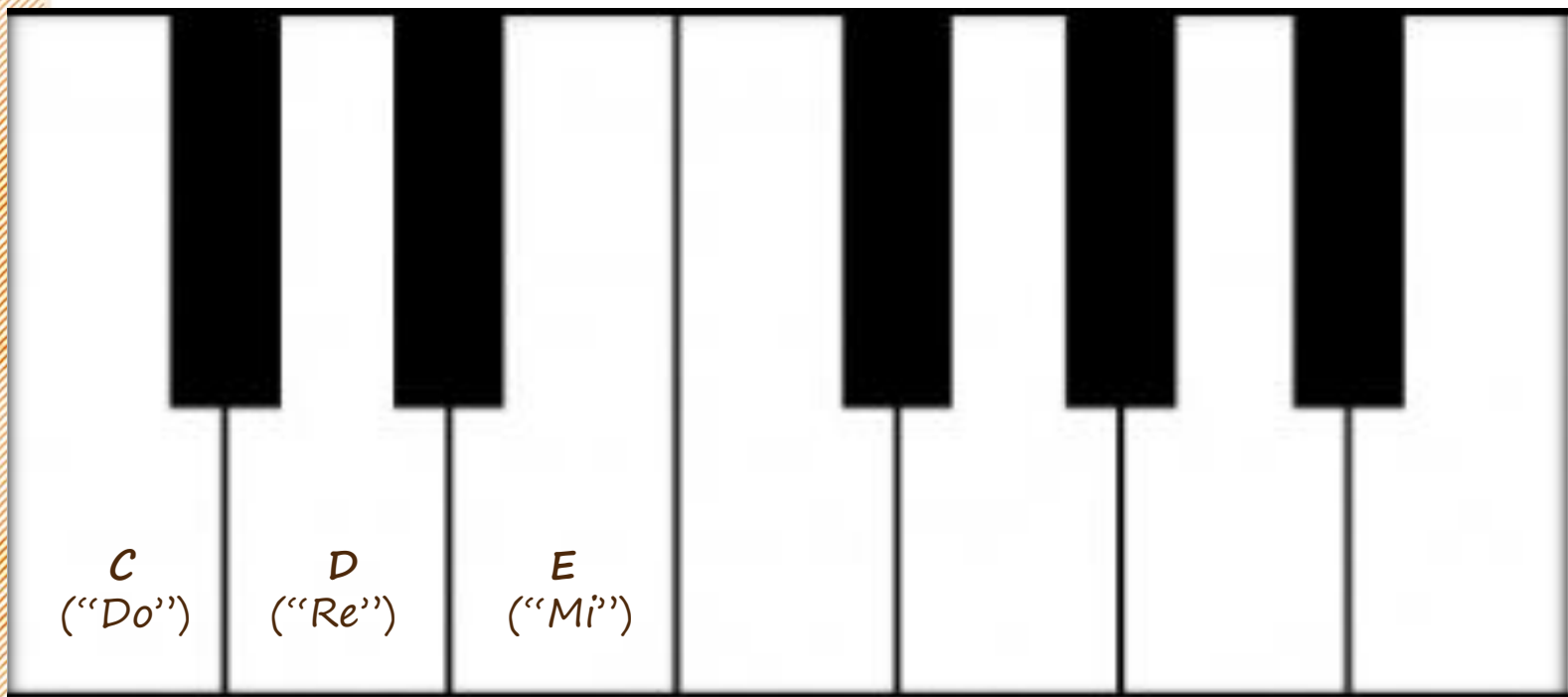


Note C (Do)



©toonesam.org

# Keyboard Practice Pad



©toonesam.org



*You are fantastic!  
Thank you!*

