



The Boatman Song

Song variation

Part 2.

Math for your ears!

©toonesam.org



Vocabulary review:

Time Signature: It tells you how the music should be counted.

Measure: A specific number of beats defined by the time signature.

Bar Line: A vertical straight line between measures.

Example:

Count: 1, 2, 1, 2, 1, 2, 1, 2.

The diagram illustrates musical notation for a 2/4 time signature. It shows a sequence of four measures, each containing two quarter notes. The first measure is labeled with the time signature '2/4' and an arrow pointing to it labeled 'Time signature'. The first two measures are grouped by a bracket and labeled 'Measure' with an arrow. The vertical lines between measures are labeled 'Bar Line' with an arrow. The notation consists of a vertical line, a '2' above a '4', two quarter notes, a bar line, two more quarter notes, another bar line, two more quarter notes, a fourth bar line, and two final quarter notes.

©toonesam.org



Answer page:
(Part 1.)

- 1) You just heard 6 measures.
- 2) There were 4 beats in each measure.
- 3) So there were 24 beats altogether in the whole piece.

Explanation : 6 groups of 4 beats = 24 beats
 $6 * 4 = 24$

©toonesam.org

The Boatman Song

Song variation

Part 2.

Answer page (Part 2.)



4/4 Mi Mi Re Do Mi Mi Re Do Mi Mi Re Do Mi Re Do Do

4/4 Mi Mi Re Do Mi Mi Re Do

Create you own music game!



Here is how:

1. Print out the "Create you own music" page.
2. Make a musical piece and write the name of each note right below the note itself.
3. Play your musical piece (or just a part of it) first, using your tablet or keyboard.
4. Ask the following questions:
 - "How many measures did you just hear?"
 - "How many beats were in each measure?"
 - "So how many beats were there altogether in the whole piece?"

©toonesam.org



Name: _____

Create your own music!

Use the following 3 notes: Do, Re and Mi.





(Make sure that you only use Do, Re and Mi!)

©toonesam.org






Hand Signs

Piano Fingering Chart

Music Notes



"Mi"



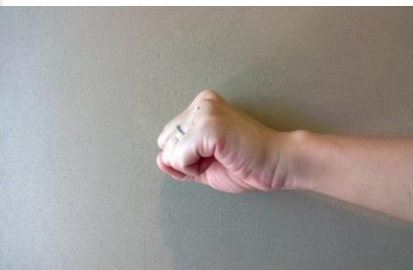
Note E (Mi)




"Re"



Note D (Re)



"Do"

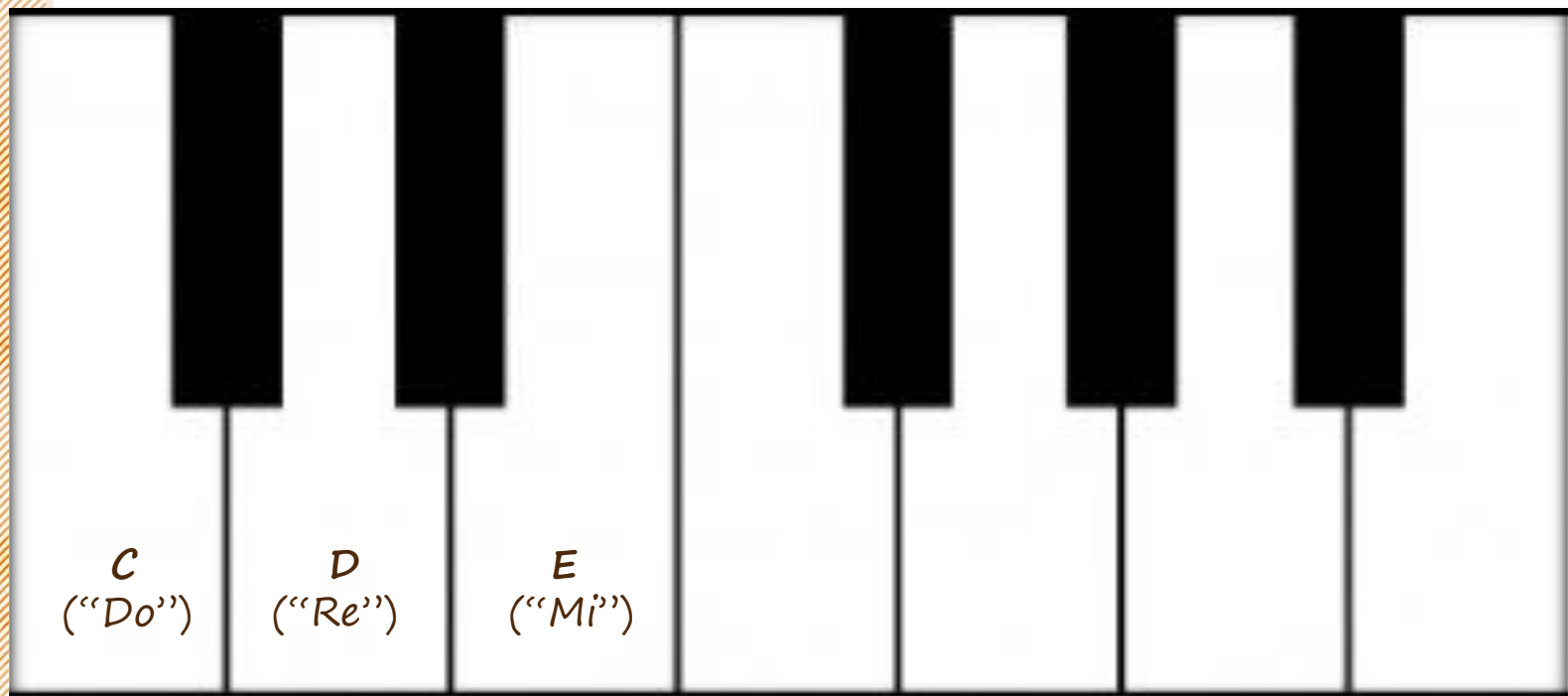


Note C (Do)



©toonesam.org

Keyboard Practice Pad



©toonesam.org

*You are fantastic!
Thank you!*

