



Six Man Reach For The Sun

Math for your
ears!

©toonesam.org



Vocabulary review:

Time Signature: It tells you how the music should be counted.

Measure: A specific number of beats defined by the time signature.

Bar Line: A vertical straight line between measures.

Count: 1, 2, 1, 2, 1, 2, 1, 2.

The diagram illustrates musical notation in 2/4 time. It shows four measures, each containing two quarter notes. The time signature '2/4' is written at the beginning. Above the notes, the counts '1, 2' are written for each measure. Brackets under each pair of notes are labeled 'Measure'. Vertical lines between measures are labeled 'Bar Line'. An orange arrow points from the text 'Time signature' to the '2/4' symbol. Another orange arrow points from the text 'Measure' to the bracket under the first two notes. A third orange arrow points from the text 'Bar Line' to the vertical line between the second and third measures.

©toonesam.org

Answer page:
(Part 1.)




- 1) The pattern was repeated 3 times.
- 2) You just heard 3 measures.
- 3) There were 6 beats in each measure.
- 4) So there were 18 beats altogether in the whole piece.


Explanation : 3 groups of 6 beats = 18 beats
 $3 * 6 = 18$

Answer page: (part 2.)

The pattern was:

$\frac{6}{4}$ 
S S C C T T

The repeated pattern was:

$\frac{6}{4}$ 
S S C C T T S S C C T T S S C C T T

Create you own music game!

Here is how:

1. Print out the “Create you own music” page.
2. Make a music pattern and write the name of each musical movement right below the beat itself.
3. Print out the “Student’s Answer Page” and hand it to your friend.
4. Play your pattern first.
5. Name the movements in the pattern.
6. Repeat the pattern as many times as you wish, then ask your friend to fill out the blanks at the bottom of his/her page.

©toonesam.org



Name: _____

Create your own music!

All you have to do is write a "T" for a tap, or an "S" for a snap, or a "C" for a clap on the lines below the beats. The "T", and "S" and "C" are called musical movements.

Pattern:



_____ (Names of the movements)

Repeated pattern:

(You can choose how many measures you want, up to 5).

I'm going to repeat my pattern _____ times.


There will be _____ beats in each measure, so _____ beats altogether in the whole piece.

Explanation : _____ groups of 6 beats = _____ beats
_____ * 6 = _____

Student's Answer Page

Name: _____

Pattern:



_____ (Names of the movements)

Fill in the blanks:

The pattern was repeated _____ times.

There were 6 beats in each measure. So there were _____ beats altogether in the whole piece.

Explanation : _____ groups of 6 beats = _____ beats
_____ * 6 = _____

©toonesam.org

*You are fantastic!
Thank you!*

