



Oats And Beans

Song variation
Part 2.

Math for your
ears!

©toonesam.org



Vocabulary review:

Time Signature: It tells you how the music should be counted.

Measure: A specific number of beats defined by the time signature.

Bar Line: A vertical straight line between measures.

Example:

Count: 1, 2, 1, 2, 1, 2, 1, 2.

The diagram illustrates musical notation in 2/4 time. It shows four measures of music, each containing two quarter notes. The time signature '2/4' is written at the beginning. Vertical bar lines separate the measures. Brackets under each pair of notes indicate the measures. An orange arrow points to the '2/4' time signature with the label 'Time signature'. Two orange arrows point to the brackets under the first two measures with the label 'Measure'. An orange arrow points to a bar line with the label 'Bar Line'.

©toonesam.org



Answer page:
(Part 1.)

- 1) You just heard 5 measures.
- 2) There were 7 beats in each measure.
- 3) So there were 35 beats altogether in the whole piece.

Explanation : 5 groups of 7 beats = 35 beats
 $5 * 7 = 35$

©toonesam.org

The Grand
Old Duke
Of
New York
Song variation

Part 2.

Answer page
(Part 2.)



7
4

Mi Mi Mi Do Mi Mi Re Do Do Do Mi Do Do Do Re Re Re Do Re Mi Mi

7
4

Re Re Re Re Re Re Re Mi Mi Re Mi Mi Mi Re

Create you own music game!



Here is how:

1. Print out the "Create you own music" page.
2. Make a musical piece and write the name of each note right below the note itself.
3. Play your musical piece (or just a part of it) first, using your tablet or keyboard.
4. Ask the following questions:
 - "How many measures did you just hear?"
 - "How many beats were in each measure?"
 - "So how many beats were there altogether in the whole piece?"

©toonesam.org



Name: _____

Create your own music!

Use the following 3 notes: Do, Re and Mi.



(Make sure that you only use Do, Re and Mi!)

©toonesam.org






Hand Signs



Note B (Mi)



Note A (Re)



Note G (Do)

Recorder Fingering Chart



Left Hand Fingers:
Front: Pointer
Back: Thumb






Left Hand Fingers:
Front: Pointer &
Middle
Back: Thumb



Left Hand Fingers:
Front: Pointer,
Middle & Ring
Back: Thumb

Music Notes



*You are fantastic!
Thank you!*

