




Rocky Mountain

Song variation
Part 2.

Math for your
ears!

©toonesam.org



Vocabulary review:

Time Signature: It tells you how the music should be counted.

Measure: A specific number of beats defined by the time signature.

Bar Line: A vertical straight line between measures.

Example:

Count: 1, 2, 1, 2, 1, 2, 1, 2.

The diagram illustrates musical notation in 2/4 time. It shows four measures, each containing two quarter notes. The time signature '2/4' is written at the beginning. Vertical bar lines separate the measures. Brackets under each pair of notes are labeled 'Measure'. An arrow points to the first bar line, labeled 'Bar Line'. An arrow points to the '2/4' time signature, labeled 'Time signature'.

©toonesam.org



Answer page:
(Part 1.)

- 1) You just heard 4 measures.
- 2) There were 8 beats in each measure.
- 3) So there were 32 beats altogether in the whole piece.

Explanation : 4 groups of 8 beats = 32 beats
 $4 * 8 = 32$

Rocky Mountain

Song variation

Part 2.

Answer page (Part 2.)



Do Do Do Mi Do Do Do Mi Do Do Mi Mi Mi Mi Mi Mi Mi



Re Mi Mi Do Re Mi Mi Do Mi Mi Re Re Do Do Do Do

Create you own music game!



Here is how:

1. Print out the "Create you own music" page.
2. Make a musical piece and write the name of each note right below the note itself.
3. Play your musical piece (or just a part of it) first, using your tablet or keyboard.
4. Ask the following questions:
 - "How many measures did you just hear?"
 - "How many beats were in each measure?"
 - "So how many beats were there altogether in the whole piece?"


©toonesam.org



Name: _____

Create your own music!

Use the following 3 notes: Do, Re and Mi.



(Make sure that you only use Do, Re and Mi!)

©toonesam.org



Hand Signs

Recorder Fingering Chart


Music Notes



Note B (Mi)





Left Hand Fingers:
Front: Pointer
Back: Thumb



Note A (Re)




Left Hand Fingers:
Front: Pointer &
Middle
Back: Thumb



Note G (Do)



Left Hand Fingers:
Front: Pointer,
Middle & Ring
Back: Thumb



*You are fantastic!
Thank you!*

