

# Two Dogs Are Playing

Multiply by 2  
Math-Music  
Game

Math for your  
ears!



©toonesam.org

Vocabulary review:

Time Signature: It tells you how the music should be counted.

Measure: A specific number of beats defined by the time signature.

Bar Line: A vertical straight line between measures.

Count: 1, 2, 1, 2, 1, 2, 1, 2.

2  
4

Time signature

Measure

Bar Line

©toonesam.org

Answer page:  
(Part 1.)



- 1) The pattern was repeated 4 times.
- 2) You just heard 4 measures.
- 3) There were 2 beats in each measure.
- 4) So there were 8 beats altogether in the whole piece.

Explanation : 4 groups of 2 beats = 8 beats  
 $4 * 2 = 8$

Answer page:  
(Part 2.)



The Pattern was:



The Repeated pattern was:



# Create you own music game!

Here is how:

1. Print out the “Create you own music” page.
2. Make a music pattern and write the name of each note right below the note itself.
3. Print out the “Student’s Answer Page” and hand it to your friend.
4. Play your pattern first, using your tablet or keyboard.
5. Name the notes in the pattern. Use hand signs!
6. Repeat the pattern as many times as you wish, then ask your friend to fill out the blanks at the bottom of his/her page.

©toonesam.org



Create your own music!

Name: \_\_\_\_\_

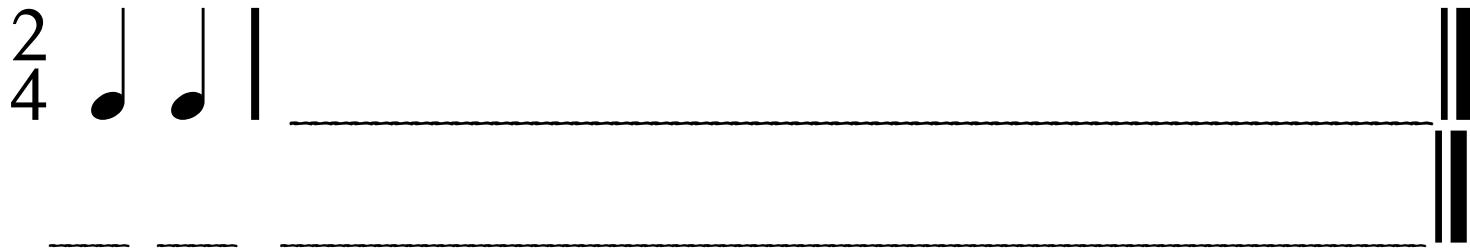
Use two out of the following 3 notes: Do, Re and Mi.

Pattern:



\_\_\_\_\_ (Names of the notes)

Repeated pattern: Draw your notes and bar lines, then write the names of the notes! You can choose how many measures you want, up to 6.

Musical notation for a 2/4 time signature. It consists of two quarter notes followed by a blank staff for drawing notes and bar lines. The staff is a horizontal line with a double bar line at the end.

Student's Answer Page

Name: \_\_\_\_\_

Pattern:



\_\_\_\_\_ (Names of the notes)

Fill in the blanks:

The pattern was repeated \_\_\_\_\_ times.

There were 2 beats in each measure. So there were \_\_\_\_\_ beats altogether in the whole piece.

Explanation : \_\_\_\_\_ groups of 2 beats = \_\_\_\_\_ beats  
\_\_\_\_\_ \* 2 = \_\_\_\_\_

©toonesam.org




## Hand Signs



Note B (Mi)



Note A (Re)



Note G (Do)

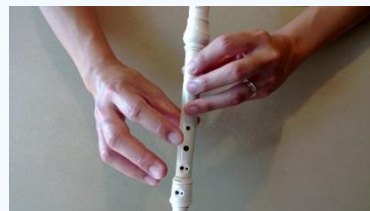
## Recorder Fingering Chart



Left Hand Fingers:  
Front: Pointer  
Back: Thumb






Left Hand Fingers:  
Front: Pointer &  
Middle  
Back: Thumb



Left Hand Fingers:  
Front: Pointer,  
Middle & Ring  
Back: Thumb

## Music Notes





*You are fantastic!  
Thank you!*

