



Let Us Chase The Squirrel

Song variation

Part 3.

Math for your ears!



©toonesam.org

Vocabulary review:

Time Signature: It tells you how the music should be counted.

Measure: A specific number of beats defined by the time signature.

Bar Line: A vertical straight line between measures.

Count: 1, 2, 1, 2, 1, 2, 1, 2.

The diagram illustrates musical notation in 2/4 time. It shows four measures, each containing two quarter notes. The first measure is labeled with a time signature of 2/4. Brackets under each pair of notes are labeled 'Measure', and vertical lines between them are labeled 'Bar Line'. An orange arrow points from the text 'Time signature' to the 2/4 symbol. Another orange arrow points from the text 'Measure' to the bracket under the first two notes. A third orange arrow points from the text 'Bar Line' to the vertical line between the second and third measures.

Time signature

Measure

Bar Line

©toonesam.org



Answer page:
(Part 1.)

- 1) You just heard 8 measures.
- 2) There were 2 beats in each measure.
- 3) So there were 16 beats altogether in the whole piece.

Explanation : 8 groups of 2 beats = 16 beats
 $8 * 2 = 16$

©toonesam.org

Let Us
Chase
The
Squirrel

Song variation

Part 3.

Answer page
(Part 2.)



2/4

Do Re Mi Mi Do Re Mi Re

Musical notation for Part 2: A 2/4 time signature followed by four measures. Each measure contains two quarter notes. The notes are Do, Re, Mi, Mi, Do, Re, Mi, Re.

2/4

Do Re Mi Mi Do Re Do Do

Musical notation for Part 3: A 2/4 time signature followed by four measures. Each measure contains two quarter notes. The notes are Do, Re, Mi, Mi, Do, Re, Do, Do. The final measure ends with a double bar line.

Create you own music game!



Here is how:

1. Print out the "Create you own music" page.
2. Make a musical piece and write the name of each note right below the note itself.
3. Play your musical piece (or just a part of it) first, using your tablet or keyboard.
4. Ask the following questions:
 - "How many measures did you just hear?"
 - "How many beats were in each measure?"
 - "So how many beats were there altogether in the whole piece?"

©toonesam.org



Let Us Chase The Squirrel


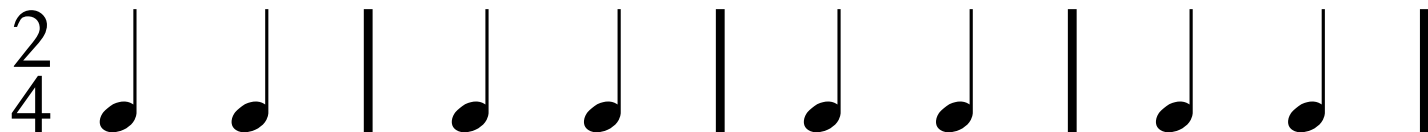
Song variation

Part 3.

Create your own music!

Name: _____

Use the following 3 notes: Do, Re and Mi.



(Make sure that you only use Do, Re and Mi!)

©toonesam.org





Hand Signs

Recorder Fingering Chart


Music Notes



Note B (Mi)





Left Hand Fingers:
Front: Pointer
Back: Thumb



Note A (Re)




Left Hand Fingers:
Front: Pointer &
Middle
Back: Thumb



Note G (Do)



Left Hand Fingers:
Front: Pointer,
Middle & Ring
Back: Thumb



*You are fantastic!
Thank you!*

