

Three Balloons

Math for your
ears!



©toonesam.org

Vocabulary review:

Time Signature: It tells you how the music should be counted.

Measure: A specific number of beats defined by the time signature.

Bar Line: A vertical straight line between measures.

Count: 1, 2, 1, 2, 1, 2, 1, 2.

The diagram illustrates musical notation in 2/4 time. It shows four measures, each containing two quarter notes. The first measure is labeled with a time signature of 2/4. Above the notes, the counts '1, 2' are repeated for each measure. Brackets under each pair of notes are labeled 'Measure', and vertical lines between them are labeled 'Bar Line'. An orange arrow points from the text 'Time signature' to the 2/4 symbol. Another orange arrow points from the text 'Measure' to the bracket under the first two notes. A third orange arrow points from the text 'Bar Line' to the vertical line between the second and third measures.

Time signature

Measure

Bar Line

©toonesam.org

Answer page:
(Part 1.)

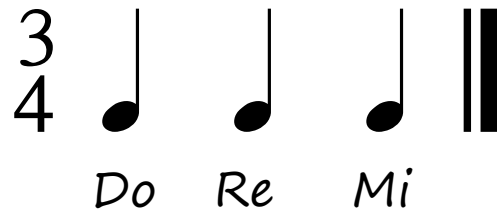


- 1) The pattern was repeated 5 times.
- 2) You just heard 5 measures.
- 3) There were 3 beats in each measure.
- 4) So there were 15 beats altogether in the whole piece.

Explanation : 5 groups of 3 beats = 15 beats
 $5 * 3 = 15$

Answer page: (part 2.)

The pattern was:



The repeated pattern was:



Create you own music game!

Here is how:

1. Print out the “Create you own music” page.
2. Make a music pattern and write the name of each note right below the note itself.
3. Print out the “Student’s Answer Page” and hand it to your friend.
4. Play your pattern first, using your tablet or keyboard.
5. Name the notes in the pattern. Use hand signs!
6. Repeat the pattern as many times as you wish, then ask your friend to fill out the blanks at the bottom of his/her page.

©toonesam.org



Student's Answer Page

Name: _____

Pattern:



_____ (Names of the notes)

Fill in the blanks:

The pattern was repeated _____ times.

There were 3 beats in each measure. So there were _____ beats altogether in the whole piece.

Explanation : _____ groups of 3 beats = _____ beats
_____ * 3 = _____



Hand Signs

Recorder Fingering Chart


Music Notes



Note B (Mi)





Left Hand Fingers:
Front: Pointer
Back: Thumb




Note A (Re)




Left Hand Fingers:
Front: Pointer &
Middle
Back: Thumb



Note G (Do)



Left Hand Fingers:
Front: Pointer,
Middle & Ring
Back: Thumb



*You are fantastic!
Thank you!*

